










PRODUCTS	SIZE (mm)		THICKNESS	WEIGHT	STANDARD
	h	b	(mm)	kg/m	
Steel Guardrail Cross-beam Profile A 	310	85	3	11.351	JT/281-95
	310	85	4	15.166	
	306	80	3	11.166	European
	306	80	2	7.442	European
Steel Guardrail Cross-beam Profile B 	310	75	3	10.174	European
Sigma Post 	100	55	4.2	7.583	European
C Post 	100	50	5	8.478	European
Steel Guardrail Cross-beam Profile C 	160	42	6	11.115	European
Ellipse Guardrail 	84	102	3	6.217	European
Guardrail Tube 	88.9		3.2	6.76	European
	88.9		6.3	12.827	
	80		5	9.243	European
Japan Two Beam Guardrail 	350	75	3	11.021	JT/T281-95
	350	75	4	14.601	
Euro-America Three Beam Guardrail 	506	85	3	17.129	JT/T457-2001
	506	85	4	23.550	